

• April 2023, Issue 11



THE KIDS CUT

A neighborhood newspaper

INCOMING ... SPRING!

Letter from the editor:

Hi!

Welcome back for the eleventh edition of *The Kids Cut*! My name is Melissa Redlich and I am a senior at Winston Churchill High School. I love writing articles and thought it would be fun to put my passions for journalism and creativity together to make something great for my community! I hope everyone is appreciating the beautiful spring weather. :) Enjoy this new edition of *The Kids Cut*, and I hope you have a fantastic day!

Xo,

Mel ♥



Submissions and feedback welcome!


Send in a photo, article, artwork, etc.

Email submissions to redlichmelissa@gmail.com

- April 2023, Issue 11

A LITTLE MORE CHINESE OF COURSE WITH AVA

Practice writing the Chinese characters...

Green 	绿色 Lu se (loo-ss-uh)			
Leaf 	叶子 Ye zi (yeh-zzz-uh)			
Bright 	明亮 Ming liang (ming-lee-ang)			
New 	新 Xin (shh-in)			
April 	四月 Si yue (ssss you-eh)			

Pronunciation and pinyin underneath the characters

Copy!

Copy!

Copy!

Submissions and feedback welcome!


Send in a photo, article, artwork, etc.

Email submissions to redlichmelissa@gmail.com

- April 2023, Issue 11

NIFTY NEW WORDS!

In each edition of *The Kids Cut*, we explore a new and fascinating word! The first step is to write a sentence including the word. The next step is to use it in your conversations!



Kaleidoscopic

Pronunciation

kuh-ly-duh-skop-ic

Part of Speech

Adjective

Definition

Having complex patterns of colors; multicolored

Synonyms

Multicolored; many-colored; rainbow-like

Used in a sentence


As the sun shone through the stained glass windows, kaleidoscopic patterns appeared all over the floor.

YOU TRY!

Write it here:



SOME SUPER SPRING COLORING!!!



• April 2023, Issue 11

BLOOM INTO THIS BREEZY WORD SEARCH



S	E	E	D	L	I	N	G	S	E	A	S	C	W
Y	S	I	L	C	H	E	E	R	F	U	L	H	E
E	L	A	D	Y	B	U	G	S	L	H	P	L	D
A	A	B	E	E	S	S	A	A	N	I	T	R	S
R	S	C	A	T	E	R	P	I	L	L	A	R	S
T	P	S	E	I	L	F	R	E	T	T	U	B	E
H	R	N	Y	O	P	T	H	G	I	L	N	U	S
L	A	P	O	L	L	E	N	O	N	T	L	G	G
G	I	H	D	P	I	C	N	I	C	S	F	R	N
N	N	O	P	E	L	L	E	C	L	L	A	A	I
S	B	E	O	U	T	D	O	O	R	S	I	S	W
C	O	H	A	P	P	I	N	E	S	S	R	S	S
L	W	D	R	I	Z	Z	L	E	Z	L	S	Y	T
M	A	Y	N	E	S	T	A	P	R	I	L	I	Z

SEEDLINGS
CATERPILLARS
APRIL
BEES
HAPPINESS
OUTDOORS
BUTTERFLIES
SWINGS
FAIRS
EARTH
DRIZZLE
POLLEN
PICNICS
LADYBUGS
NEST
CHEERFUL
RAINBOW
GRASSY
MAY
SUNLIGHT

Play this puzzle online at : <https://thewordsearch.com/puzzle/5399107/>

Submissions and feedback welcome!

Send in a photo, article, artwork, etc.

Email submissions to redlichmelissa@gmail.com

- April 2023, Issue 11

Escape APRIL SHOWERS



with a Good Book!



♥ SUPPORT LOCAL LIBRARIES ♥

SHOUTOUT: Potomac Library (10101 Glenolden Drive) is reopening on April 15th!!

Head to any library with family or friends to complete these fun activities

Library scavenger hunt

For a rainy day, try a Library Scavenger Hunt! After traveling to your community library, have a parent or guardian ask you to find a specific book (example: Diary of a Wimpy Kid, a dictionary, a book written in a different language). After finding the book, show it to your parent/guardian and request the next clue!

Make sure to be quiet, and no running!!

Research your community library's events!

Each and every library has a multitude of events for kids! Either go online to your library's website, or ask a librarian at your local chapter what activities are being offered.

Some things that may be happening:

- Book fairs
- STEM programs
- Arts & crafts
- Storytimes
- Trivia

<https://www.montgomerycountymd.gov/library/for-you/kids.html>

Get a library card

First off, what does a library card do for you?

A library card allows you to borrow books from the library. Once you have chosen your book, a machine scans your library card barcode and then scans the book barcode. This process tells the library system that you are checking out that specific book. If you keep the book for too long or someone else wants to borrow it, the library will let you know it's time to bring it back.

Here is how it works:

- Go to the library with a parent or guardian.
- Tell a librarian that you would like to apply for a library card.
- He or she will ask you to complete a form.
- Fill out the form with your parent or guardian.
- Sign and activate your library card.
- Now it's ready for use!!

Why should I get a book from the library?

- It is free.
- If you don't like the book, you can return it and get a new one. There is no stress of buying a book you don't like!
- Librarians can help you find a book you will like!





There are SO SO many more reasons! The library is an amazing resource, so check it out!

LOCAL LIBRARY ADDRESSES

Nearby library branches are Potomac Library (10101 Glenolden Drive), Davis Library (6400 Democracy Boulevard), Connie Morella Library (7400 Arlington Road), Rockville Memorial Library (21 Maryland Avenue), and Chevy Chase Library (8005 Connecticut Avenue). Noyes Library for young children (10237 Carroll Place) is a one-room library just for kids! See

<https://www.montgomerycountymd.gov/Library/branches/index.html>

- April 2023, Issue 11

 **GET MOVING** 
 **WITH MICHAEL** 

! Fun and active things to do in the springtime !

Feeling sporty? Want to get your body moving?

Here are some GREAT things to do outdoors during springtime!!


1. Fly a kite, play frisbee or go on the swingset at Heritage Farm Neighborhood Park (9520 Hall Road, Potomac)
2. Take a hike on the Billy Goat Trail in Great Falls Maryland
3. Play basketball at the Buck Branch Neighborhood Park (8704 Bells Mill Road)
4. Play soccer at Highland Stone Neighborhood Park (8716 Postoak Road)
5. Throw around a baseball/softball at Merrimack Neighborhood Park (6415 Winston Drive)
6. Go on a bike ride through your neighborhood
7. Use chalk to make a hopscotch board on your driveway



• April 2023, Issue 11


An A-MAZE-ing Sunshine Activity

Help Buzzy Reach His Friends!



- April 2023, Issue 11

STANLEY'S ROCKIN' ROCKET SHOWCASE!



Mars Rover built by
Beaver school



Rocket launch



Beaver rocket launching
(with Smoke)



Rocket launch



UFO with aliens



NASA launch pad



Satellite orbiting Earth



Magnetic levitation train

A big thank you to Stanley for his wonderful submissions!!!

Submissions and feedback are always welcome!

Send in a photo, article, artwork, etc.

Email submissions to redlichmelissa@gmail.com

- April 2023, Issue 11

HOW TO MAKE A WIND CHIME

Materials:

- Stick or log
- Beads/charms
- Mini bells
- String



Instructions:

Step 1: Find a stick in your backyard that is somewhat straight and will not snap easily.

Step 2: Cut a piece of string twice as long as the stick.

Step 3: Tie each end of the string to the stick. This will be used to hang the wind chime.

Step 4: Take another piece of string 11 inches long and tie a big knot at the end (big enough so the beads won't fall off).

Step 5: String beads and mini bells, leaving three inches of space at the top with no beads.

Step 6: Using the three extra inches of string, tie the string of beads to the stick.

Step 7: Do this four more times. You can vary the length of the strings, or keep them all the same.

Step 8: YOU ARE DONE!

Step 9: Hang your masterpiece outside so you can hear the chimes sing!

<http://www.thebensonstreet.com/2013/10/16/fall-wind-chimes-craft-kids/>



MEADOW-LIKE MUNCHIES



Here are some spring favorite treats to share with family and friends!

Watermelon Pizza

MAKE SURE TO HAVE AN ADULT PRESENT FOR THIS

Ingredients:

- Any type of fruit: strawberries (sliced thinly), blueberries, raspberries, blackberries, etc.
- Yogurt (any type)
- Watermelon
- OPTIONAL: chocolate chips



Step 1: Have an adult cut circles from a whole watermelon or semi-circles from a half. These slices should be thin.

Step 2: Spread yogurt thinly on top of the watermelon slices.

Step 3: Place the assorted berries on top of yogurt!

Step 4: OPTIONAL: Add some chocolate chips.

Step 5: Cut your watermelon pizza into smaller slices for optimal yumminess.


Step 6: ENJOY YOUR YUMMY PIECE (OR MULTIPLE PIECES) OF WATERMELON PIZZA!

Flower Pretzel Snack Bites

MAKE SURE TO HAVE AN ADULT PRESENT FOR THIS

Ingredients:

- Grid-shaped pretzels
- Hershey kisses
- Colored M&Ms (preferably spring colors)



Step 1: Preheat the oven to 175 degrees.

Step 2: Place pretzels (as many as can fit) onto a baking sheet.

Step 3: Place a single Hershey kiss on each of the pretzels.

Step 4: Warm pretzels in the oven until the Hershey kiss is slightly soft (usually 2 minutes).

Step 5: Remove baking sheet from oven.

Step 6: Place a colorful M&M on top of each Hershey kiss and press down slightly.

Step 7: Place six different colored M&Ms around the center one, making a flower.

Step 8: Chill baking sheet in the refrigerator for 10 minutes.

Step 9: Share the yummy flavor kisses with your family and friends! ENJOY!

www.freebiefindingmom.com

- April 2023, Issue 11

YAY, COLORING!

Color in these images for a fun activity any day :)



WOULD YOU LIKE TO HAVE YOUR ARTWORK PUBLISHED?

If you are proud of your artwork, send a photo of it (with your name, if you like) to be published in the next edition!!

Email submissions to
redlichmelissa@gmail.com